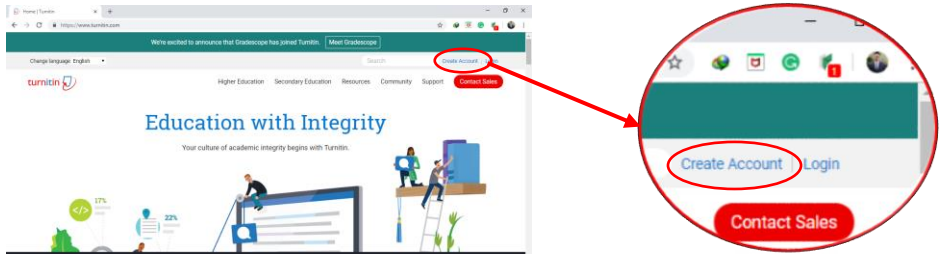


CARA MEMBUAT AKUN TURNITIN KHUSUS MAHASISWA PRODI PENDIDIKAN TEKNIK MESIN

Buka **Turnitin.com** Sign up terlebih dahulu dengan menggunakan **Create Account**



Ketikkan alamat **E-mail aktif** dan **password** yang mudah anda ingat.
(Password harus terdiri dari kombinasi huruf dan angka). Kemudian **pilih Student**

A screenshot of the "Create a User Profile" form on the Turnitin website. The form has a blue background and white text. It includes a heading "Create a User Profile", a sub-heading "Have You Ever Used Turnitin?", and a paragraph explaining that users can reuse their email and password. There are three numbered steps indicated by red circles on the left: 1. "Email address" field containing "stephanusfajarp014@gmail.com". 2. "Password (Login to Turnitin)" field containing ".....". 3. "Create a New Account" section where the "Student" radio button is selected. Below the form is a "Login" button.

1

2

3

Masukkan **Class ID** dan **Class Enrollment Key**

Masukkan juga User Information : **Your First Name** and **Your Last Name**



Create a New Student Account

Class ID Information

All students must be enrolled in an active class. To enroll in a class, please enter the class ID number and class enrollment key that you were given by your instructor.

Please note that the key and pincode are case-sensitive. If you do not have this information, or the information you are entering appears to be incorrect, please contact your instructor.

Class ID

19943606

Class enrollment key

PTMUNS

User Information

Your first name

Stephanus

Your last name

Pamungkas

4

5

6

7

Class ID:

19943606

Class Enrollment
Key:

PTMUNS

Lengkapi pula data berikut :

8

Email address

stephanusfajarp014@student.uns.ac.id

E-mail Address

9

Confirm email address

stephanusfajarp014@student.uns.ac.id

Confirm E-mail Address

10

Enter your password

.....

Enter Your Password

11

Confirm your password

.....

Confirm Your Password

12

Secret question

Who was the first author that you can remember reading? ▼

Question answer

Stephanus Fajar Pamungkas

Secret Question
&
Question Answer

Pilih I Agree – Create Profile pada bagian User Agreement



User Agreement

Please read our user agreement below. Select "I agree" to complete your user profile.

Turnitin End-User License Agreement

*Users who are not in the European Union refer to [Section A only](#).

**Users in the European Union refer to [Section B](#).


I'm not a robot

reCAPTCHA

I Agree – Create Profile | [Disagree – Cancel Profile](#)

Klik Disini !

Anda akan masuk pada Kelas SKRIPSI 2019



All Classes | Enroll in a Class | What is Plagiarism? | Citation Help

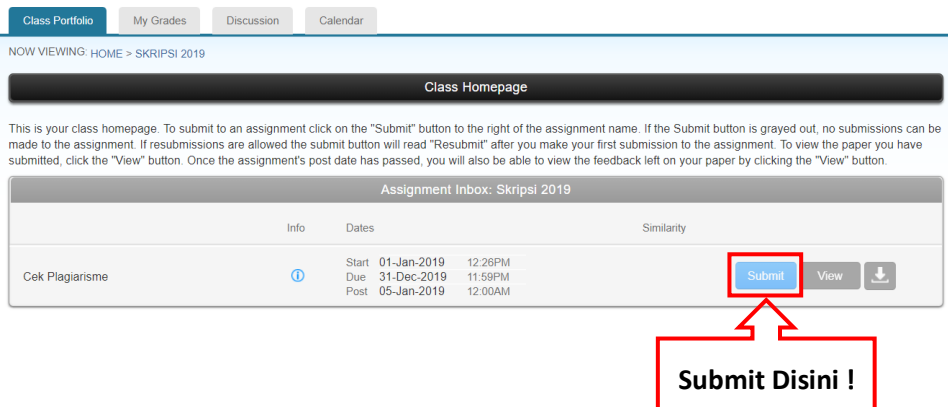
NOW VIEWING: HOME > SKRIPSI 2019

Universitas Sebelas Maret : Universitas Sebelas Maret

Class ID	Class name	Instructor	Status	Drop class
19943606	Skripsi 2019	Indah Widiastuti	Active	

Klik Disini !

Submit File SKRIPSI dalam bentuk pdf atau word untuk mengecek plagiarisme



Class Portfolio | My Grades | Discussion | Calendar

NOW VIEWING: HOME > SKRIPSI 2019

Class Homepage

This is your class homepage. To submit to an assignment click on the "Submit" button to the right of the assignment name. If the Submit button is grayed out, no submissions can be made to the assignment. If resubmissions are allowed the submit button will read "Resubmit" after you make your first submission to the assignment. To view the paper you have submitted, click the "View" button. Once the assignment's post date has passed, you will also be able to view the feedback left on your paper by clicking the "View" button.

Assignment Inbox: Skripsi 2019

Info	Dates	Similarity
Cek Plagiarisme	Start 01-Jan-2019 12:26PM Due 31-Dec-2019 11:59PM Post 05-Jan-2019 12:00AM	Submit View

Submit Disini !

Please feel free to upload your paper as many as you line.
Enjoy writing !